



### District Report Card: 2017


<b>State:</b> Arunachal Pradesh	<b>District:</b> West Siang
<b>Class:</b> 8	<b>Subject:</b> Language
<b>Schools:</b> 45	<b>Students:</b> 867


### Participation/Coverage


#### Students

<div>GENDER</div> <div></div>	Boys		Girls	
	Number	%	Number	%
	396	45.67	471	54.33

<div>AREA</div> <div></div>	Rural		Urban	
	Number	%	Number	%
	647	74.63	220	25.37

<div>CATEGORY</div> <div></div>	SC		ST		OBC		GEN	
	Number	%	Number	%	Number	%	Number	%
	34	3.92	709	81.78	14	1.61	110	12.69

<div>CWSN</div> <div></div>	LD	VI	HI	S&LD	ID	Oth
	2	5	2	0	2	4

<div>Management</div> <div></div>	Government		Government-aided	
	Number	%	Number	%
	800	92.27	67	7.73

### Average Performance of Students in Language (%)

Overall	Gender		Area		Management		Social Group			
	Male	Female	Rural	Urban	Govt.	Aided	SC	ST	OBC	GEN
49.32	45.51	52.53	49.88	47.67	46.83	79.00	44.31	50.54	44.76	43.58

### Performance on Learning Outcomes (LOs)

Learning Outcomes	Description	Average Performance(%)
L813	Read textual/non-textual materials with comprehension and identifies the details, characters, main idea and sequence of ideas and events while reading	49.32

Range of Performance of Students who Answered Correctly							
Below 30%		30% - 50%		50% - 75%		Above 75%	
Number	%	Number	%	Number	%	Number	%
194	22.38	258	29.76	291	33.56	124	14.30

### Lowest Performing Learning Outcomes (LOs)

1 - Read textual/non-textual materials with comprehension and identifies the details, characters, main idea and sequence of ideas and events while reading (49.32)